

KEY FEATURES

- Switching Power Module for PCB Mountable
- Active PFC Function, >0.94 (230Vac), >0.98 (115Vac)
- Universal Input: 90-264 VAC
- <0.5W No Load Input Power (except AQC125-48S)
- Four M3 Mounting Holes Optional on Bottom Side
- EN55022 Class B Meets
- Continuous Short Circuit Protection with Hiccup Mode and Auto Recover
- 3-Year Product Warranty


ELECTRICAL SPECIFICATIONS

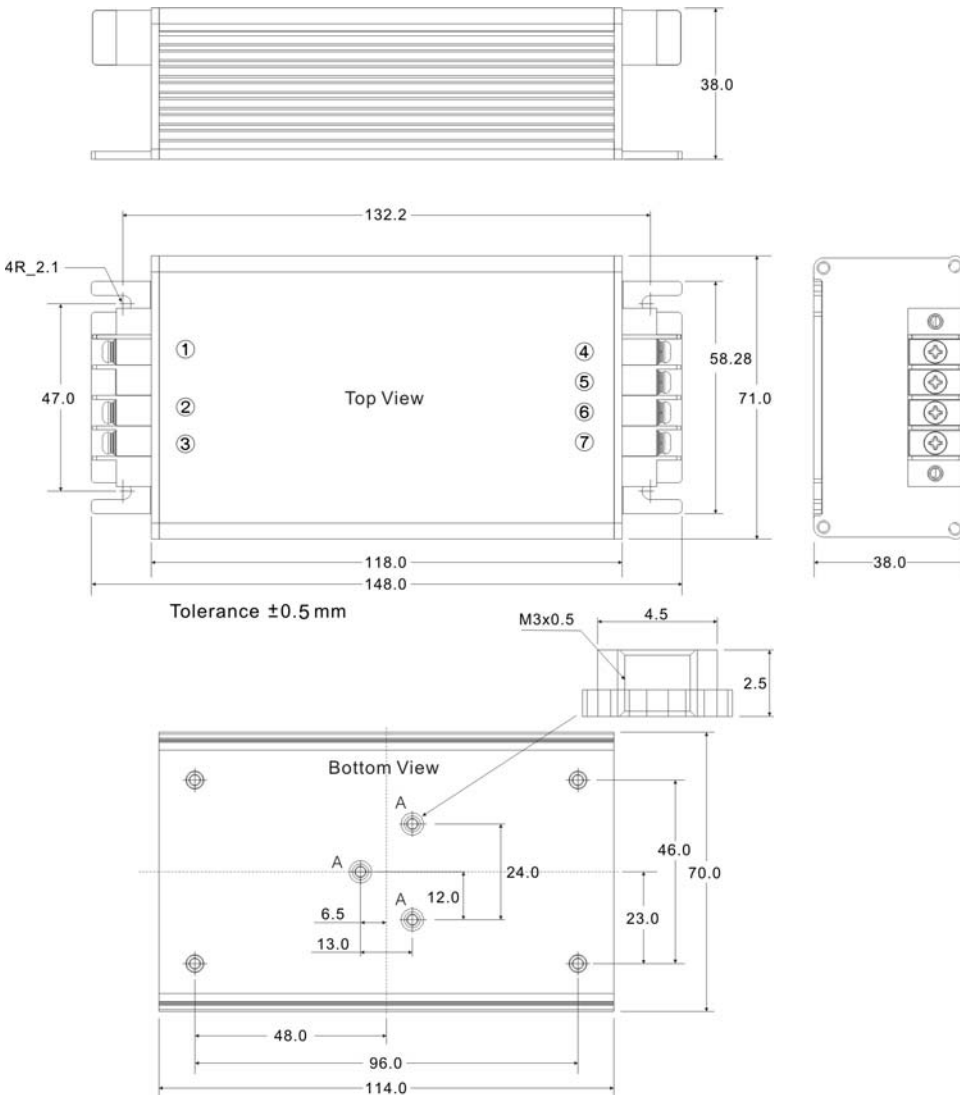
All specifications valid at normal input voltage, full load and +25°C after warm-up time unless otherwise stated.

Model No.	AQC125-12S	AQC125-15S	AQC125-24S	AQC125-48S	
Max Output Wattage (W)	125 W				
Input	Voltage	90-264 VAC or 120-370 VDC			
	Frequency (Hz)	47-63 Hz			
	Current (Full load)	<2.0 A max. (115 VAC) / <1.0 A max. (230 VAC)			
	Inrush Current (<2ms)	< 35 A max. (115 VAC) / < 70 A max. (230 VAC)			
	Leakage Current	< 0.75 mA max.			
	Power Factor	PF>0.98 (115 VAC) / PF>0.94 (230 VAC) at Full Load			
Output	Voltage (V.DC.)	12V	15V	24V	48V
	Voltage Accuracy	±2%			
	Current (A) max	10.4	8.33	5.2	2.6
	Line Regulation (LL-HL) (typ.)	±1%			
	Load Regulation (10-100%) (typ.)	±1%			
	Minimum Load	—	—	—	1%
	Maximum Capacitive Load (at 230 VAC)	3,000µF	2,000µF	360µF	180µF
	Ripple & Noise max.	130mV	1% Vout		
	Efficiency (at 230VAC)	90%	90%	90.5%	91.5%
Hold-up Time (at 115 VAC)	10 ms min.				
Protection	Over Power Protection	Auto recovery			
	Over Temperature Protection	Auto recovery			
	Over Voltage Protection	Zener diode clamp			
	Short Circuit Protection	Auto recovery, Hiccup mode			
Isolation	Input-Output (V.AC)	3000V			
	Input-FG (V.AC)	1500V			
	Output-FG (V.AC)	500V			
Environment	Operating Temperature	-25°C...+70°C (with derating)			
	Storage Temperature	-25°C...+85°C			
	Temperature Coefficient	±0.03%/°C (0~70°C)			
		±0.06%/°C (-25~0°C)			
	Humidity	95% RH			
	MTBF	>250,000 h @ 25°C (MIL-HDBK-217F, Notice 1)			
Vibration	10~500Hz, 2G 10min./1cycle, 60min. each along X, Y, Z axes.				
Physical	Dimension (L x W x H)	5.83 x 2.8 x 1.5 Inches (148.0 x 71.0 x 38.0 mm) Tolerance ±0.5 mm			
	Weight	680 g			
	Cooling Method	Free convection			
Safety	Agency Approvals	CE, UL60950-1, CB			
EMC	EMI (Conducted & Radiated Emission)	EN 55032 class B (Conductive plane to be connected to safety earth)			
	EMS (Noise Immunity)	EN 55024			
	Surge	1KV L-N, 2KV L N-FG			

NOTE

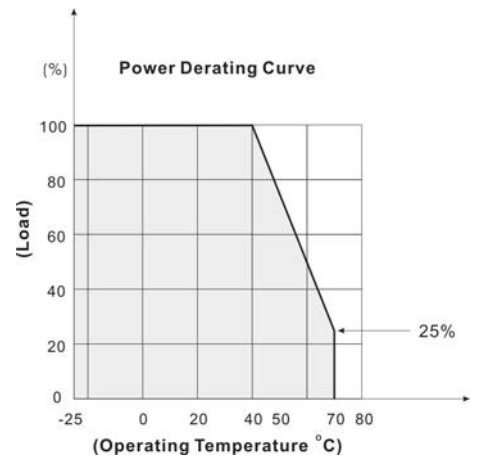
1. Ripple & Noise are measured at 20MHz of bandwidth with 0.1uF & 47uF parallel capacitor.
2. Hold-up Time measured at 90% Vout.
3. It's recommended to add Varistor 14S471K at L / N input side in parallel.
4. Please refer to our PDF file "AC-DC Application" on our website: www.archcorp.com.tw

MECHANICAL DIMENSION (Top View)



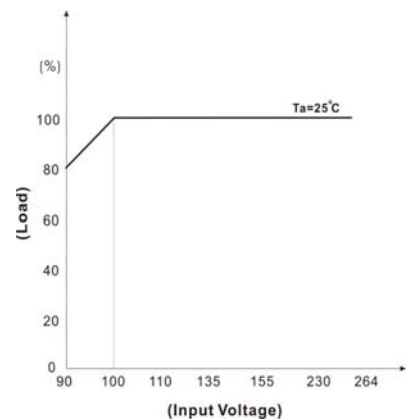
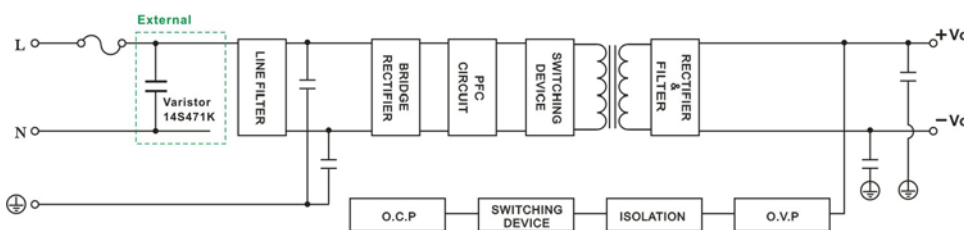
PIN#	Single
1	FG
2	AC IN (N)
3	AC IN (L)
4	+DC OUT
5	+DC OUT
6	-DC OUT
7	-DC OUT

DERATING



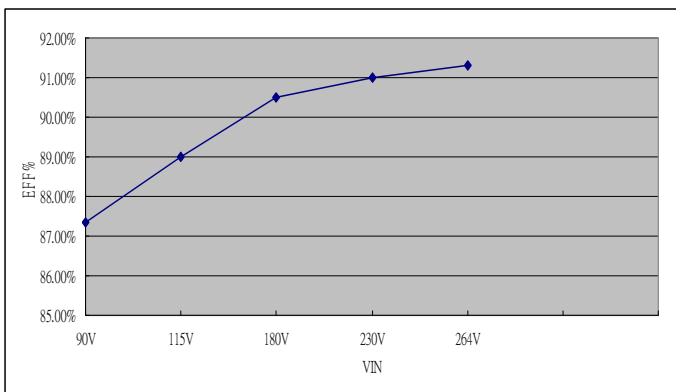
BLOCK DIAGRAM

Single Output

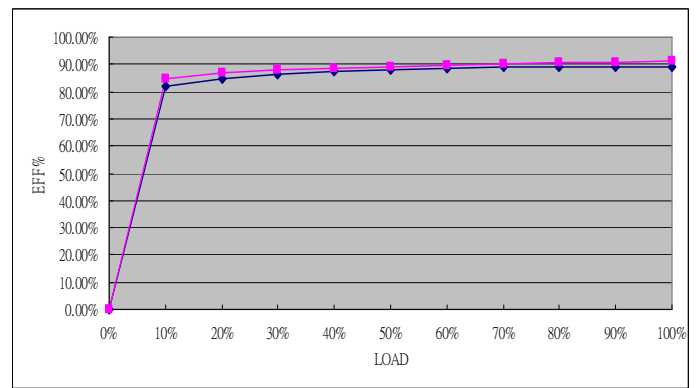


EFFICIENCY VERSUS LOAD
AQC125-12S
VIN VS Efficiency

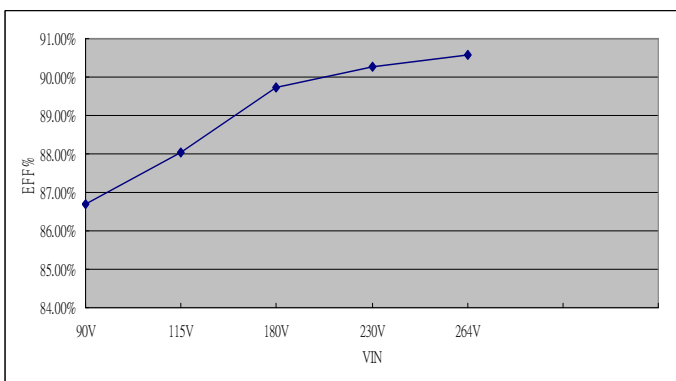
Input Voltage (V)	90	115	180	230	264
Efficiency (%)	87.33	89.00	90.49	91.01	91.31


LOAD VS Efficiency

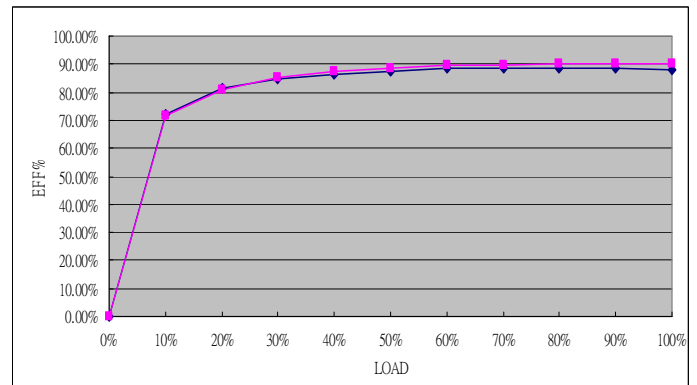
Load (%)	10	20	30	40	50
115V (%)	81.79%	84.70%	86.31%	87.39%	88.09%
230V (%)	84.57	87.08	87.74	88.66	89.10
Load (%)	60	70	80	90	100
115V (%)	88.65%	88.99%	89.09%	89.08%	89.00%
230V (%)	89.71	90.18	90.63	90.82	91.01


AQC125-15S
VIN VS Efficiency

Input Voltage (V)	90	115	180	230	264
Efficiency (%)	86.68	88.04	89.72	90.27	90.58

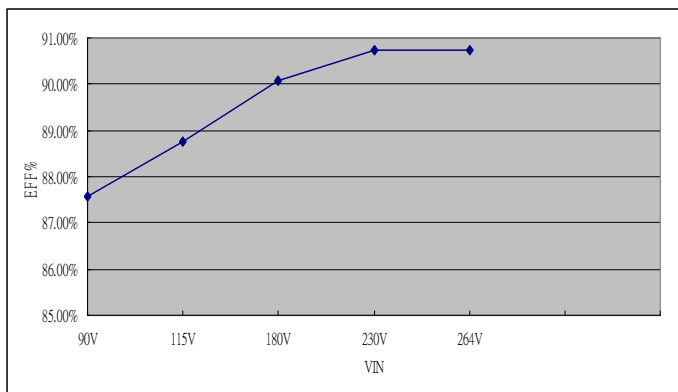

LOAD VS Efficiency

Load (%)	10	20	30	40	50
115V (%)	72.19	81.27	84.84	86.55	87.63
230V (%)	71.78	80.74	85.03	87.30	88.63
Load (%)	60	70	80	90	100
115V (%)	88.34	88.52	88.64	88.42	88.04
230V (%)	89.40	89.85	90.13	90.27	90.27

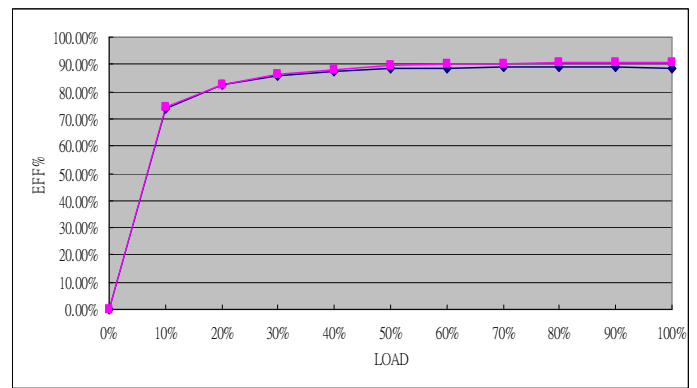


EFFICIENCY VERSUS LOAD
AQC125-24S
VIN VS Efficiency

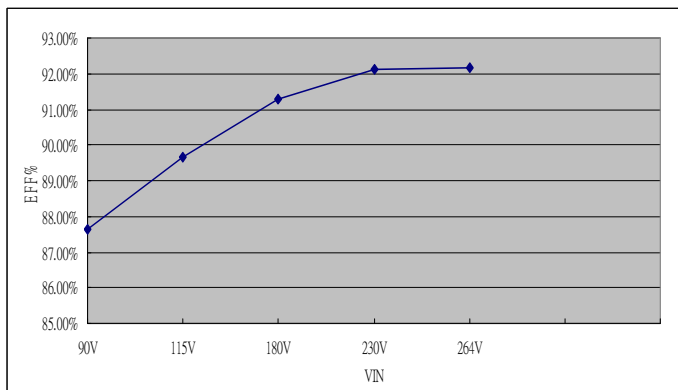
Input Voltage (V)	90	115	180	230	264
Efficiency (%)	87.56	88.76	90.09	90.73	90.74


LOAD VS Efficiency

Load (%)	10	20	30	40	50
115V (%)	73.62	82.60	85.79	87.39	88.36
230V (%)	74.30	82.32	86.17	88.23	89.36
Load (%)	60	70	80	90	100
115V (%)	88.76	88.96	88.96	88.83	88.76
230V (%)	90.03	90.37	90.65	90.75	90.73


AQC125-48S
VIN VS Efficiency

Input Voltage (V)	90	115	180	230	264
Efficiency (%)	87.62	89.65	91.29	92.13	92.15


LOAD VS Efficiency

Load (%)	10	20	30	40	50
115V (%)	74.20	83.48	85.89	88.16	88.86
230V (%)	82.44	84.02	86.47	89.00	90.12
Load (%)	60	70	80	90	100
115V (%)	89.45	89.46	89.71	89.74	89.65
230V (%)	91.01	91.43	91.86	91.86	92.13

