

KEY FEATURES

- Switching Power Module for PCB Mountable
- Fully Encapsulated Plastic Case
- Universal Input Range 90-264VAC
- <0.3W No Load Input Power
- High Average Efficiency (25%, 50%, 75%, 100% Load Points)
- Ultra Compact Size: 2.15" x 1.77" x 0.82" Inches
- Isolation Class II
- Isolation 4KV AC
- CE, UL, Approval
- 3-Year Product Warranty



ELECTRICAL SPECIFICATIONS

All specifications valid at normal input voltage, full load and +25°C after warm-up time unless otherwise stated.

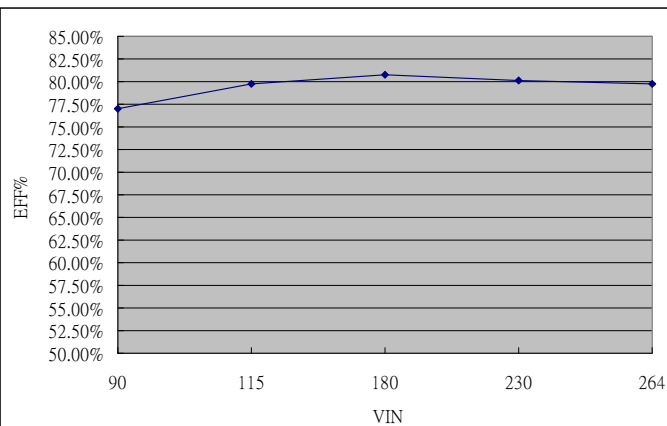
Model No. (Single Output)	APCN-5S	APCN-12S	APCN-15S	APCN-24S
Max Output Wattage (W)	15W			
Input	Voltage			
	90-264 VAC or 120-370 VDC			
	Frequency (Hz)			
	50 / 60 Hz			
	Current (Full load)			
	315 mA max. (115 VAC) / 195 mA max. (230 VAC)			
Inrush Current				
15 A max. (115 VAC) / 30 A max. (230 VAC) (cold start)				
Leakage Current				
0.25 mA max. (at <240 VAC)				
External Fuse (mandatory)				
1.5 A slow blow type				
Output	Voltage (V.DC.)			
	5V	12V	15V	24V
	Voltage Accuracy			
	±2%			
	Current (mA) max			
	3000	1250	1000	625
	Line Regulation (LL-HL) (typ.)			
	±0.5%			
Load Regulation (10-100%) (typ.)				
±1%				
Maximum Capacitive Load (at 100-240 VAC)				
1100uF	200uF	200uF	47uF	
Ripple & Noise (typ.)				
100mV (Vp-p)	120mV (Vp-p)	200mV (Vp-p)	240mV (Vp-p)	
Efficiency (at 230 VAC)				
78%	82%	81%	82%	
Protection	Over Power Protection			
	Hiccup technique, auto-recovery			
	Over Voltage Protection			
Zener diode clamp				
Short Circuit Protection				
Hiccup mode, indefinite (automatic recovery)				
Isolation	Input-Output (V.AC)			
4000V				
Environment	Operating Temperature			
	-40°C...+70°C (with derating)			
	Storage Temperature			
	-40°C...+85°C			
	Temperature Coefficient			
±0.02%/°C				
Humidity				
95% RH				
MTBF				
>450,000 h @ 25°C (MIL-HDBK-217F)				
Physical	Dimension (L x W x H)			
	2.15 x 1.77 x 0.82 Inches (54.7 x 44.9 x 21.0 mm) Tolerance ±0.5 mm			
	Case Material			
	Plastic resin (flammability to UL 94V-0)			
Weight				
80 g				
Cooling Method				
Free air convection				
Safety	Agency Approvals			
UL/cUL, CE				
EMC	EMI (Conducted & Radiated Emission)			
	EN 55032 class B			
EMS (Noise Immunity)				
EN 55024				

NOTE

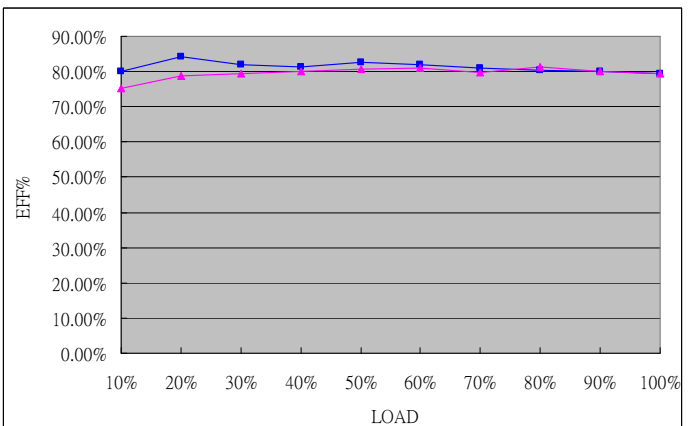
1. Ripple & Noise are measured at 20MHz of bandwidth with 0.1uF & 47uF parallel capacitor.
2. It's necessary to add Varistor 14S471K at L / N input side in parallel.
3. Please refer to our PDF file "AC-DC Application" on our website: www.archcorp.com.tw

EFFICIENCY VERSUS LOAD
APCN-5S
VIN VS Efficiency

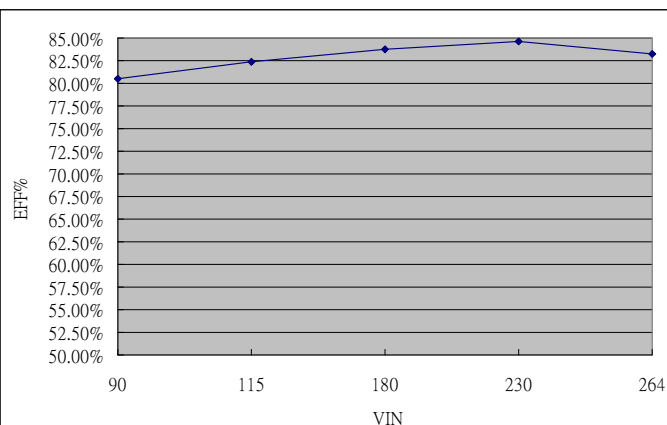
Input Voltage (V)	90	115	180	230	264
Efficiency (%)	77.0	79.8	80.8	80.1	79.8


LOAD VS Efficiency

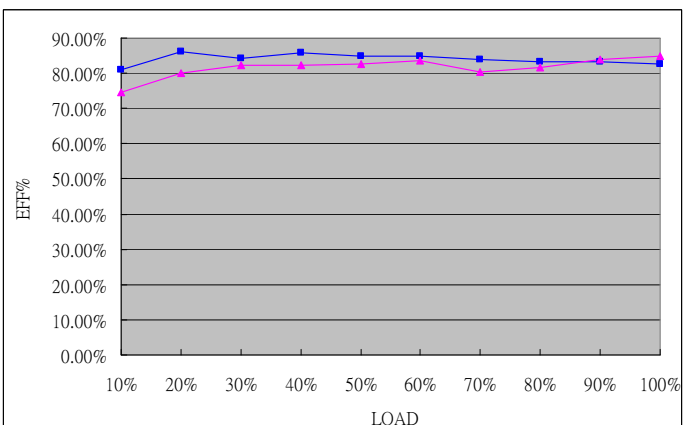
Load (%)	10	20	30	40	50
115V (%)	80.0	84.2	81.9	81.4	82.7
230V (%)	75.1	78.8	79.6	79.9	80.8
Load (%)	60	70	80	90	100
115V (%)	82.1	80.9	80.3	80.2	79.4
230V (%)	81.1	79.7	81.4	80.1	79.3


APCN-12S
VIN VS Efficiency

Input Voltage (V)	90	115	180	230	264
Efficiency (%)	80.5	82.4	83.7	84.6	83.3

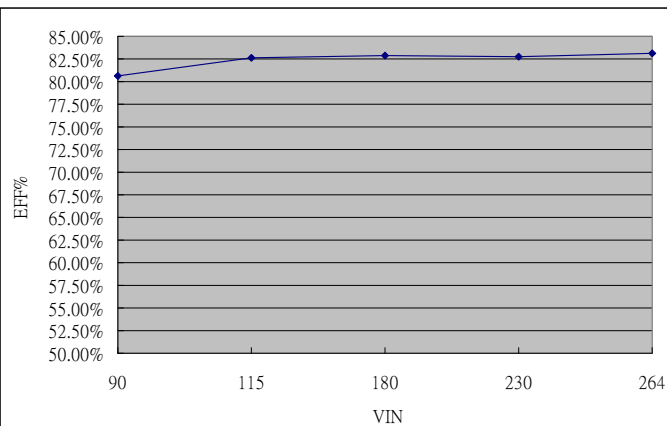

LOAD VS Efficiency

Load (%)	10	20	30	40	50
115V (%)	81.1	86.1	84.2	85.9	85.0
230V (%)	74.5	80.0	82.4	82.3	82.6
Load (%)	60	70	80	90	100
115V (%)	85.0	83.9	83.1	83.3	82.6
230V (%)	83.6	80.2	81.7	83.8	84.8

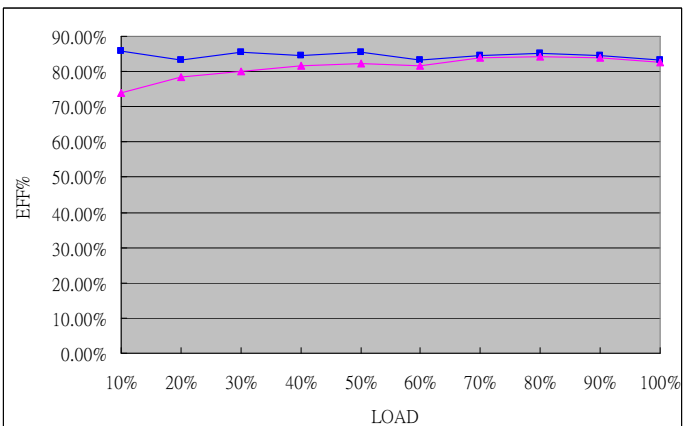


EFFICIENCY VERSUS LOAD
APCN-15S
VIN VS Efficiency

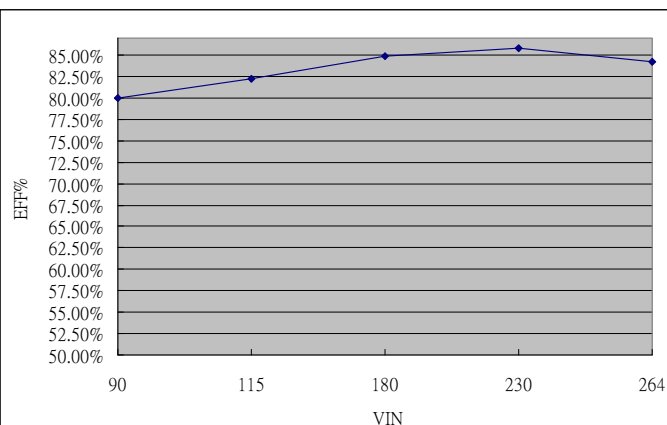
Input Voltage (V)	90	115	180	230	264
Efficiency (%)	80.6	82.6	82.9	82.7	83.1


LOAD VS Efficiency

Load (%)	10	20	30	40	50
115V (%)	85.9	83.3	85.7	84.7	85.4
230V (%)	74.0	78.5	79.9	81.7	82.3
Load (%)	60	70	80	90	100
115V (%)	83.4	84.5	85.1	84.6	83.2
230V (%)	81.7	84.0	84.3	84.0	82.6


APCN-24S
VIN VS Efficiency

Input Voltage (V)	90	115	180	230	264
Efficiency (%)	79.9	82.3	84.9	85.8	84.2


LOAD VS Efficiency

Load (%)	10	20	30	40	50
115V (%)	79.5	86.3	84.6	86.5	85.4
230V (%)	70.1	80.0	79.5	80.7	81.7
Load (%)	60	70	80	90	100
115V (%)	87.3	84.6	83.8	83.0	82.7
230V (%)	83.2	80.0	81.6	83.7	86.3

